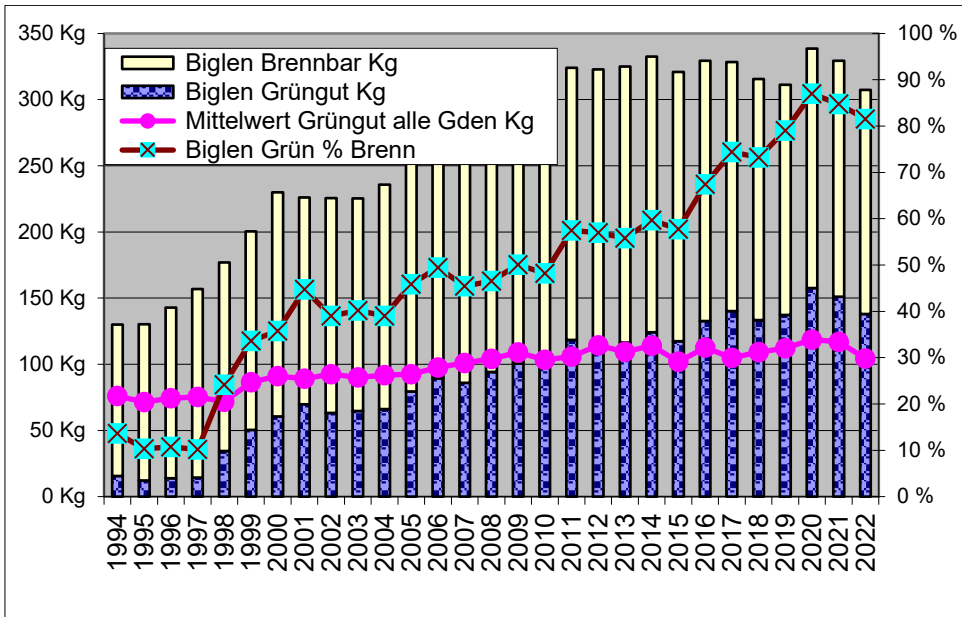


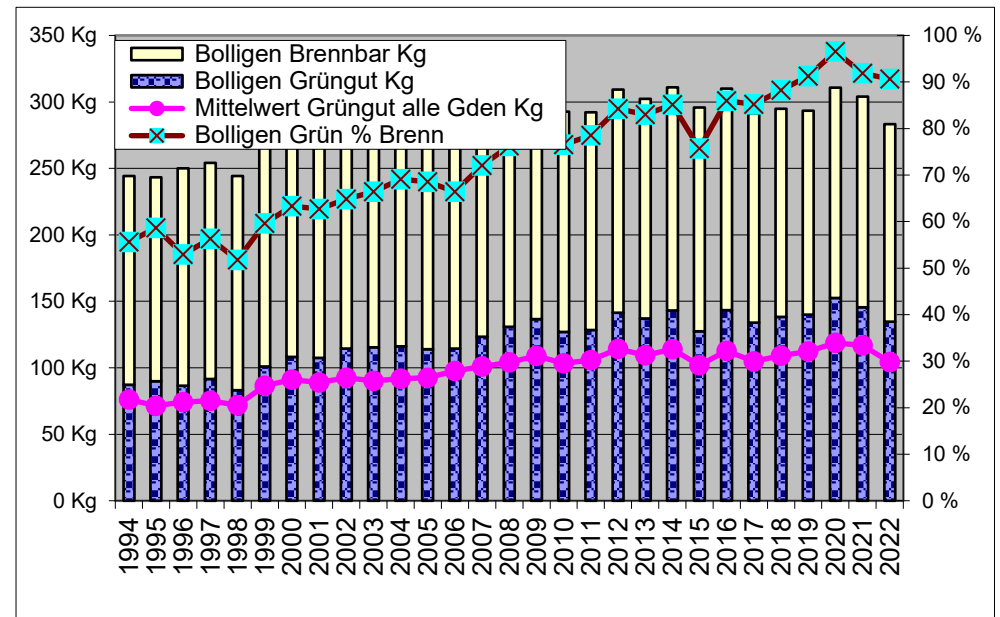
| | 2018 | 2019 | 2020 | 2021 | 2022 | 18-19 | 19-20 | 20-21 | 21-22 | 18-22 |
|--|-------|--------|-------|-------|-------|--------|-------|-------|--------|--------------|
| Biglen | | | | | | | | | | |
| Alu/Büchsen | 2.40 | 2.65 | 3.09 | 3.25 | 3.13 | 10.4% | 16.7% | 4.9% | -3.6% | 30.3% |
| Glas | 46.03 | 47.96 | 54.25 | 55.09 | 51.65 | 4.2% | 13.1% | 1.5% | -6.2% | 12.2% |
| Ittigen | | | | | | | | | | |
| Alu/Büchsen | 1.78 | 1.68 | 1.95 | 1.93 | 1.80 | -5.6% | 15.6% | -0.8% | -6.6% | 1.1% |
| Glas | 22.05 | 21.82 | 23.90 | 23.49 | 20.86 | -1.1% | 9.5% | -1.7% | -11.2% | -5.4% |
| Papier/Karton | 83.16 | 78.49 | 75.03 | 73.93 | 75.59 | -5.6% | -4.4% | -1.5% | 2.2% | -9.1% |
| Krauchthal | | | | | | | | | | |
| Papier/Karton | 50.67 | 47.63 | 48.35 | 46.74 | 46.09 | -6.0% | 1.5% | -3.3% | -1.4% | -9.1% |
| Moosseedorf | | | | | | | | | | |
| Alu/Büchsen | 0.93 | 0.90 | 1.20 | 1.20 | 1.12 | -3.9% | 33.4% | 0.3% | -6.8% | 19.8% |
| Glas | 13.94 | 14.45 | 17.44 | 17.36 | 16.15 | 3.7% | 20.7% | -0.5% | -7.0% | 15.9% |
| Papier/Karton | 47.98 | 46.21 | 46.18 | 49.31 | 44.57 | -3.7% | -0.1% | 6.8% | -9.6% | -7.1% |
| Münchenbuchsee | | | | | | | | | | |
| Alu/Büchsen | 1.46 | 1.31 | 1.57 | 1.56 | 1.63 | -10.8% | 20.0% | -0.4% | 4.6% | 11.5% |
| Glas | 23.63 | 23.82 | 27.38 | 26.77 | 25.80 | 0.8% | 15.0% | -2.2% | -3.6% | 9.2% |
| Muri | | | | | | | | | | 19-22 |
| *Glas ebenfalls Holsammlung | | | | | | | | | | |
| * Glas | | 13.00 | 15.63 | 14.87 | 12.97 | | 20.2% | -4.9% | -12.7% | -0.2% |
| Papier/Karton | | 101.45 | 95.96 | 95.31 | 88.53 | | -5.4% | -0.7% | -7.1% | -12.7% |
| Ostermundigen | | | | | | | | | | |
| Papier/Karton | 81.86 | 77.01 | 72.78 | 74.05 | 71.32 | -5.9% | -5.5% | 1.7% | -3.7% | -12.9% |
| Stettlen | | | | | | | | | | |
| Papier/Karton | 58.07 | 55.52 | 53.48 | 52.24 | 53.71 | -4.4% | -3.7% | -2.3% | 2.8% | -7.5% |
| Vechigen | | | | | | | | | | 19-22 |
| Papier/Karton | | 61.63 | 58.59 | 57.47 | 55.49 | | -4.9% | -1.9% | -3.4% | -10.0% |
| Worb | | | | | | | | | | 19-22 |
| Alu/Büchsen | | 2.38 | 2.72 | 2.76 | 2.68 | | 14.4% | 1.5% | -2.8% | 12.9% |
| Glas | | 37.43 | 41.37 | 40.28 | 37.77 | | 10.5% | -2.6% | -6.2% | 0.9% |
| Papier/Karton | | 77.83 | 73.36 | 72.56 | 68.74 | | -5.7% | -1.1% | -5.3% | -11.7% |
| Zollikofen | | | | | | | | | | |
| Alu/Büchsen | 1.93 | 1.98 | 2.28 | 2.21 | 2.22 | 2.4% | 15.2% | -3.2% | 0.8% | 15.0% |
| Glas | 27.91 | 32.98 | 36.76 | 35.40 | 35.24 | 18.2% | 11.5% | -3.7% | -0.4% | 26.3% |
| Mittelwert Alu/Büchsen | 1.70 | 1.82 | 2.13 | 2.15 | 2.10 | 6.6% | 17.5% | 0.8% | -2.4% | 23.2% |
| Mittelwert Glas | 26.71 | 27.35 | 30.96 | 30.46 | 28.63 | 2.4% | 13.2% | -1.6% | -6.0% | 7.2% |
| Mittelwert Papier/Karton o. Gden ab 2019 | 64.35 | 60.97 | 59.17 | 59.25 | 58.26 | -5.2% | -3.0% | 0.2% | -1.7% | -9.5% |
| Mittelwert Papier/Karton | 64.35 | 68.22 | 65.47 | 65.20 | 63.01 | 6.0% | -4.0% | -0.4% | -3.4% | -2.1% |

| Verteiler Glassorten, Total Tonnen | 2019 | 2020 | 2021 | 2022 | | | | |
|------------------------------------|--------|--------|--------|--------|--------|--------|--------|--------|
| Glas Braun | 293.2 | 355.6 | 366.9 | 351.8 | 18.7% | 19.9% | 20.8% | 21.3% |
| Glas Grün | 764.5 | 842.2 | 803.5 | 717.9 | 48.7% | 47.1% | 45.6% | 43.4% |
| Glas Weiss | 512.7 | 589.8 | 591.9 | 585.6 | 32.6% | 33.0% | 33.6% | 35.4% |
| Total Glas | 1570.5 | 1787.6 | 1762.3 | 1655.3 | 100.0% | 100.0% | 100.0% | 100.0% |

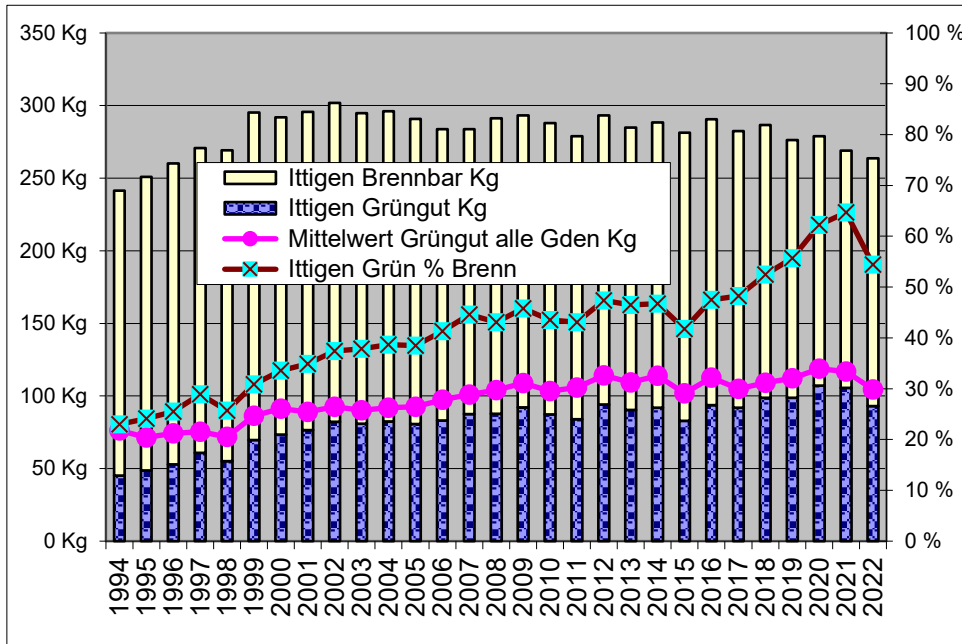
KEWU AG, Statistik Sammelmengen Separatsammlung pro Kopf



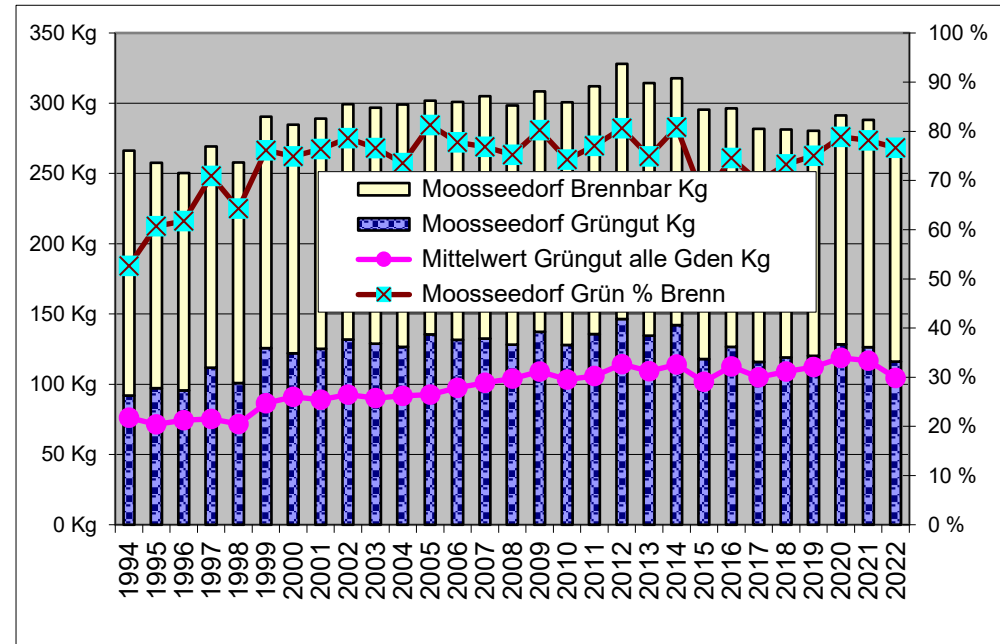
Biglen: 2x/Mt., Dez-Feb 1x/Mt.;keine Gebühr, mit Speiseabf., Containerpflicht



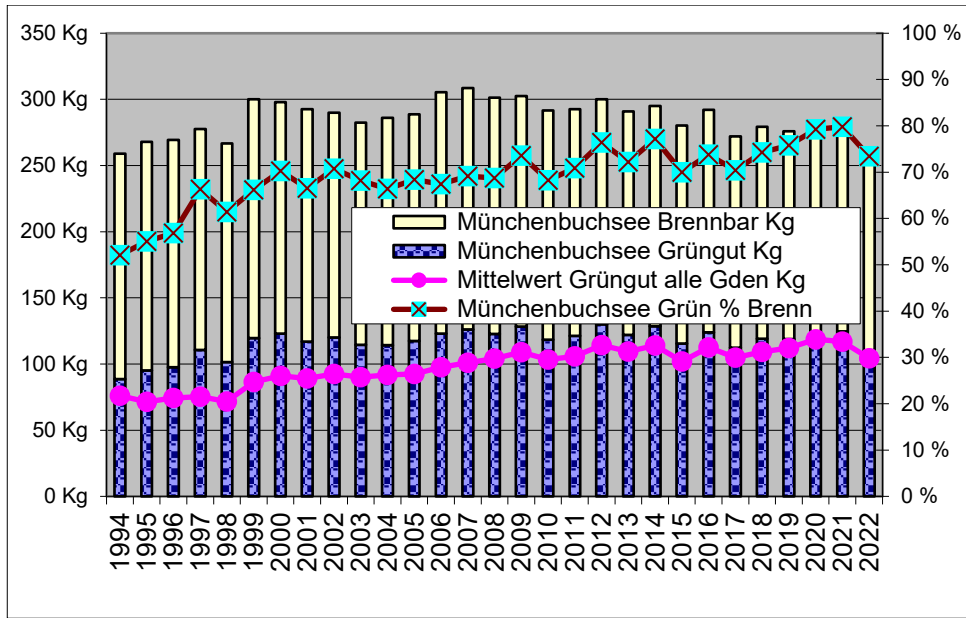
Bolligen: 1x/Wo., Winter 2x/Mt., keine Gebühr, mit Speiseabf., Containerpflicht



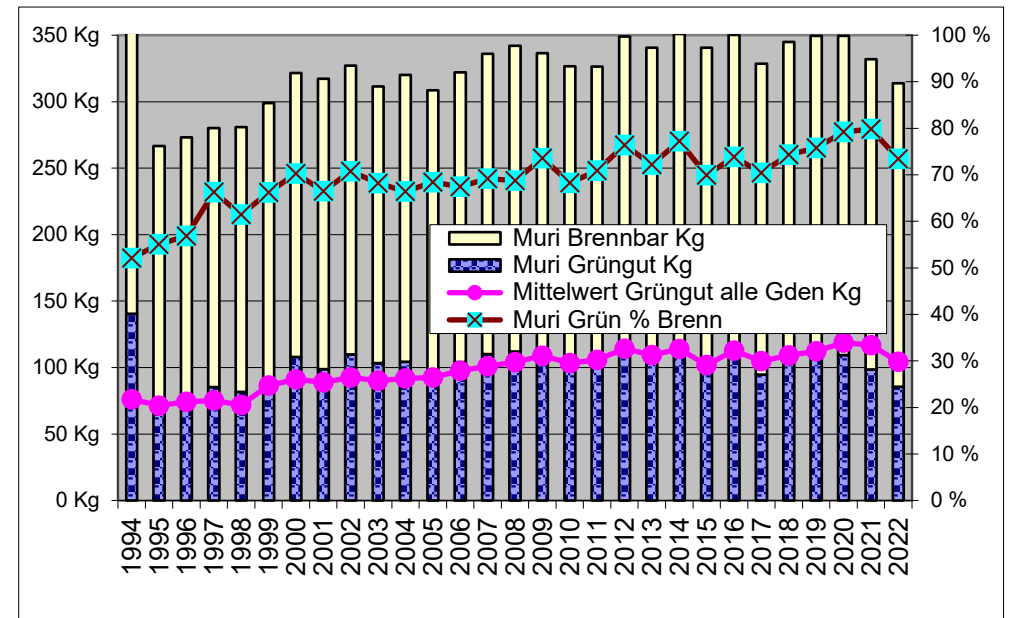
Ittigen: 1x/Wo., Dez-Feb alle 2 Wo., keine Gebühr, mit Speiseabf., Sammlung Container und gebündelt



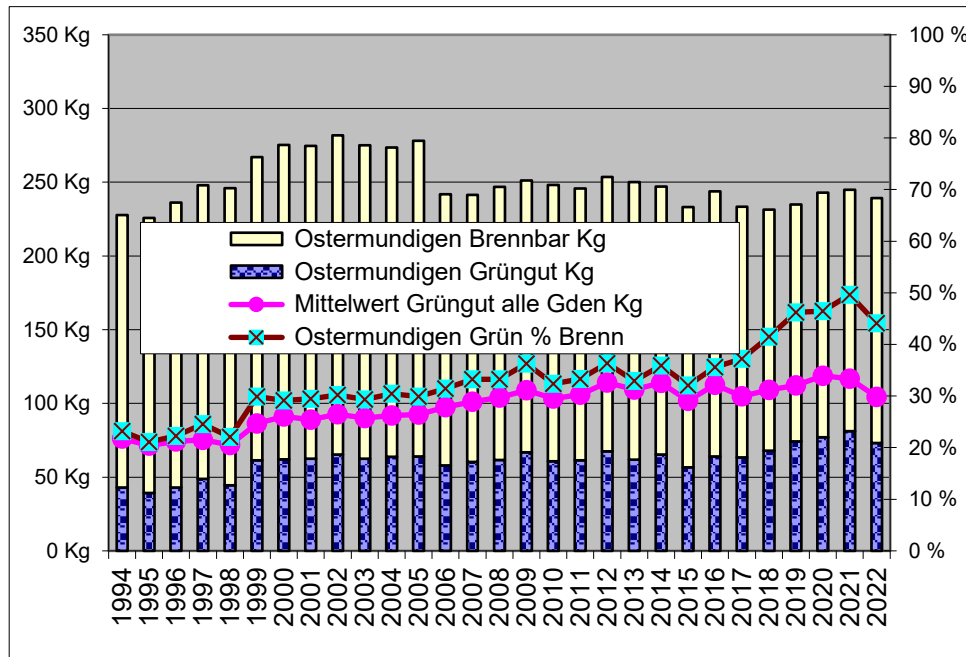
M'dorf: 1/Wo., Dez-Feb alle 2 Wo., keine Gebühr, mit Speiseabf., Sammlung Container



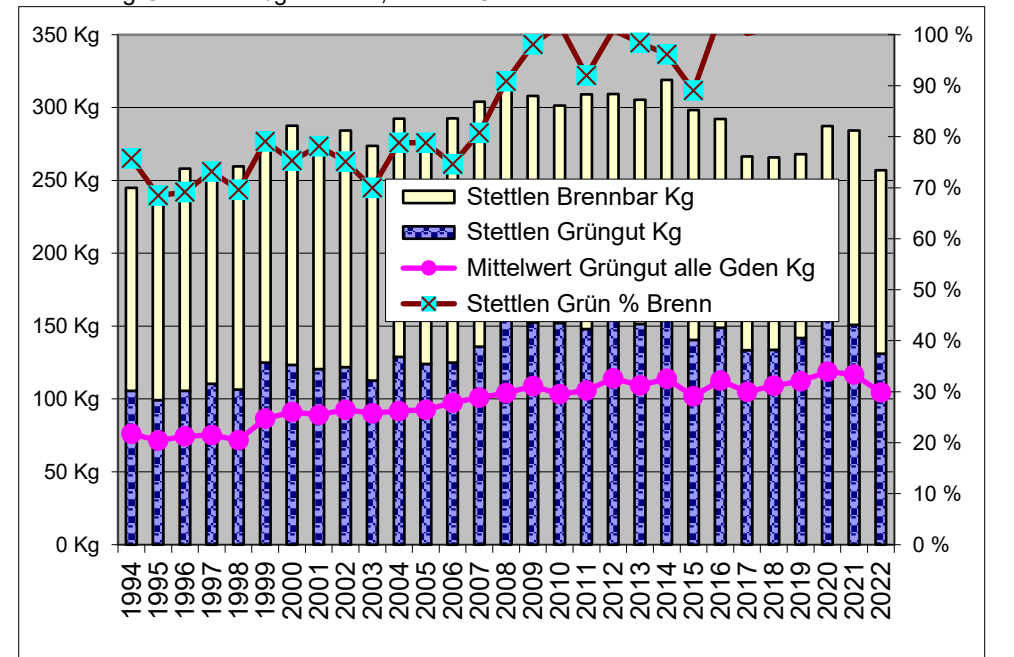
M'buchsee: 1x/Wo., Dez-Feb alle 2 Wo., keine Gebühr, mit Speiseabf., Sammlung Container+Bündel



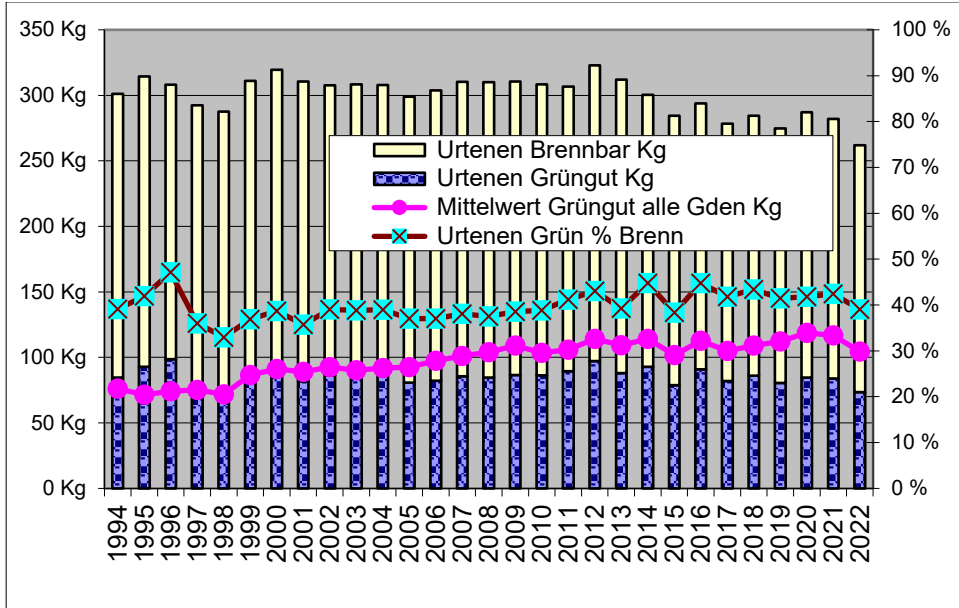
Muri: 1x/Wo., Dez-Feb alle 2 Wo., mit Gebühr pro Gebinde od. Jahresgeb, mit Speiseabf., Sammlung Garten lose/gebündelt, andere Container



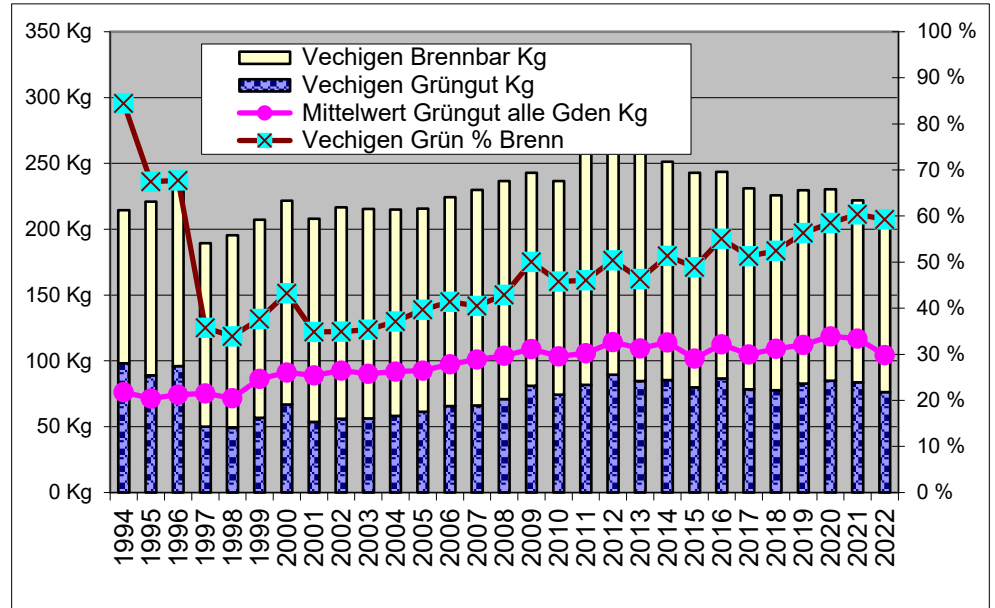
O'digen: 1x/Wo., Einzel- oder Jahresmarke, mit Speiseabf., Sammlung Container



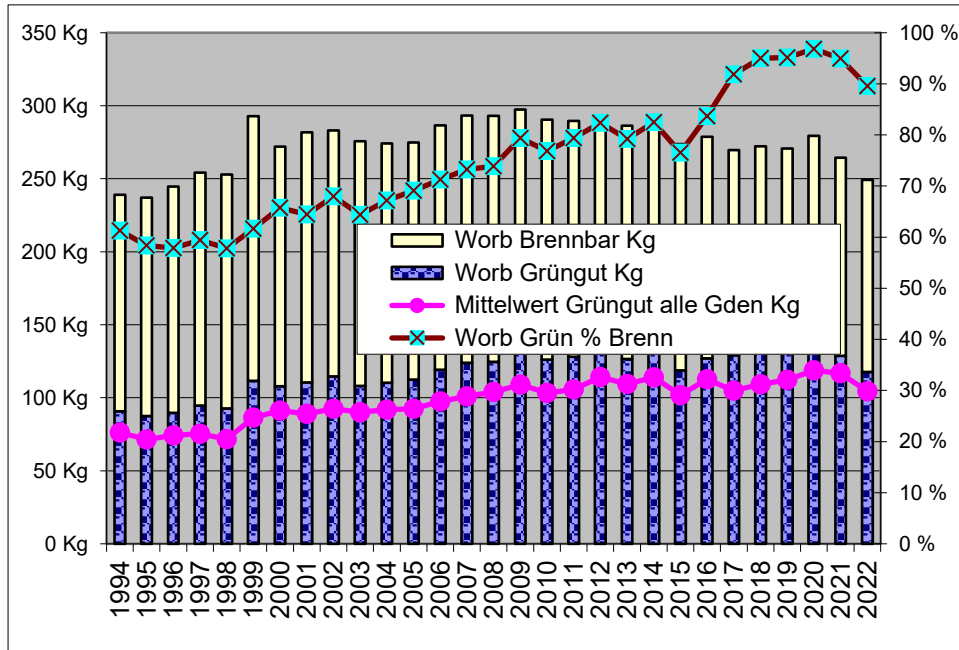
Stettlen: 1x/Wo., Dez-Feb 1x/Mt., keine Gebühr, mit Speiseabf., Container+Bündel



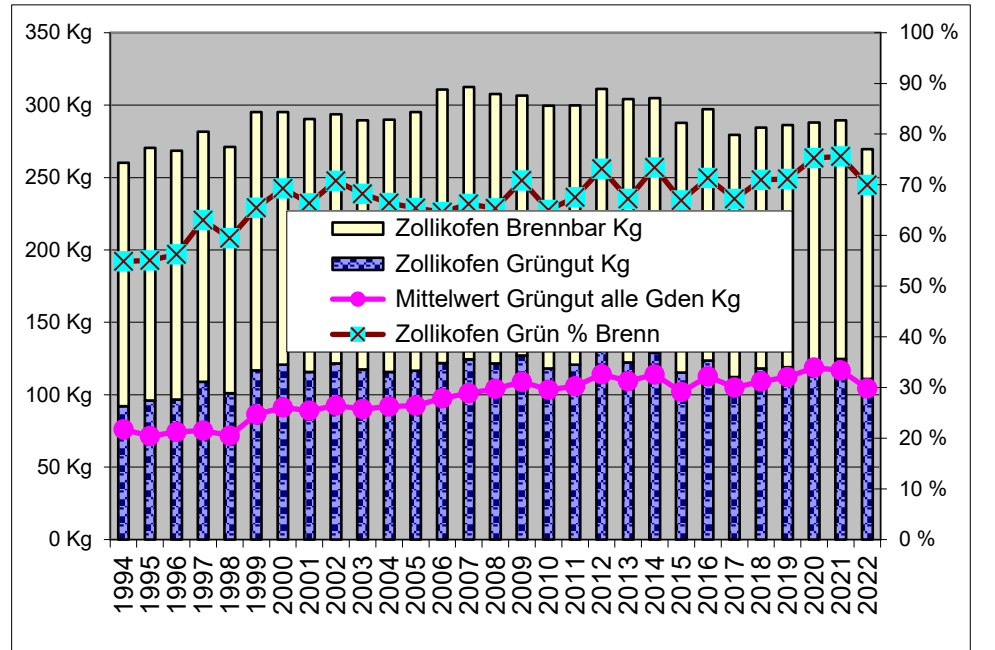
Urtenen: 40x p.a., Gebühr pro Gebinde oder Jahresmarke, mit Speiseabf., Sammlung Container+Bündel



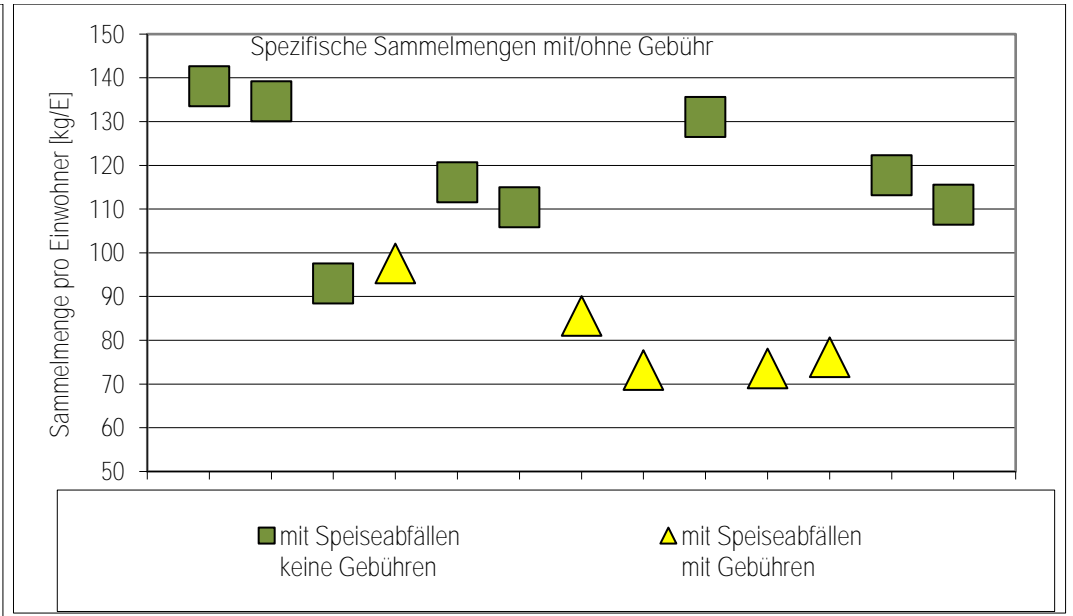
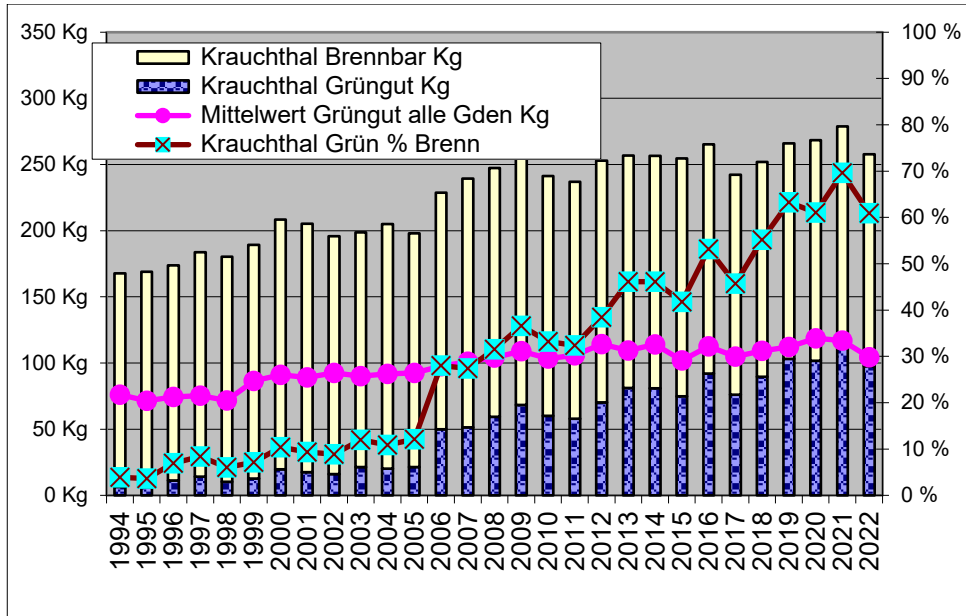
Vechigen: 1x/Wo., Dez-Feb alle 2 Wo., Gebühr pro Gebinde, mit Speiseabf., Sammlung Container+Bündel



Worb: 1x/Wo., Dez-Feb alle 2 Wo., keine Gebühr, mit Speiseabf., o. Compobags, Sammlung Container+Bündel



Z'likofen: 1x/Wo., Dez-Feb alle 2 Wo., keine Gebühr, mit Speiseabf., ab 2022 o. BAW, Sammlung Container+Bündel



K'thal: März-Nov alle 2 Wo., Jahresgebühr, mit Speiseabf., Sammlung Container

