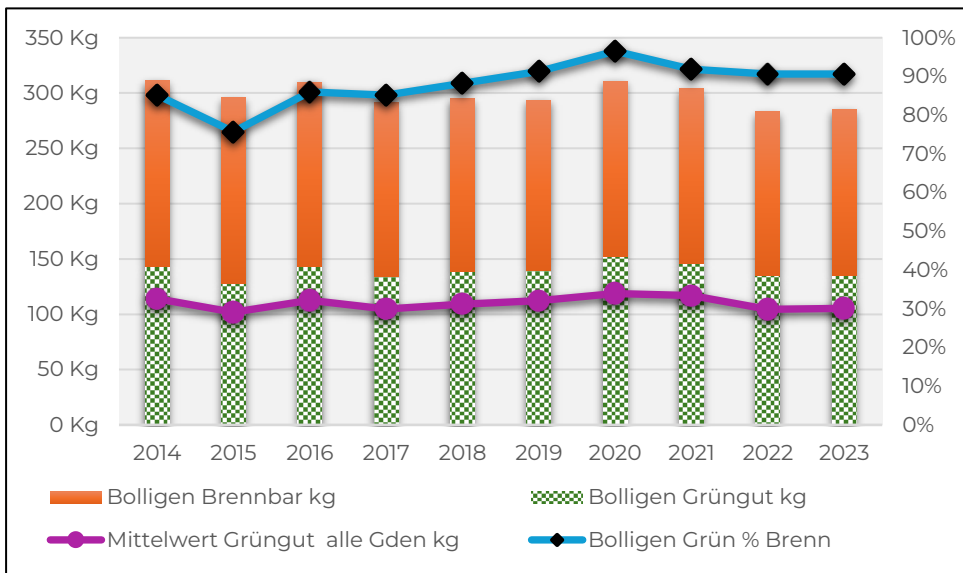
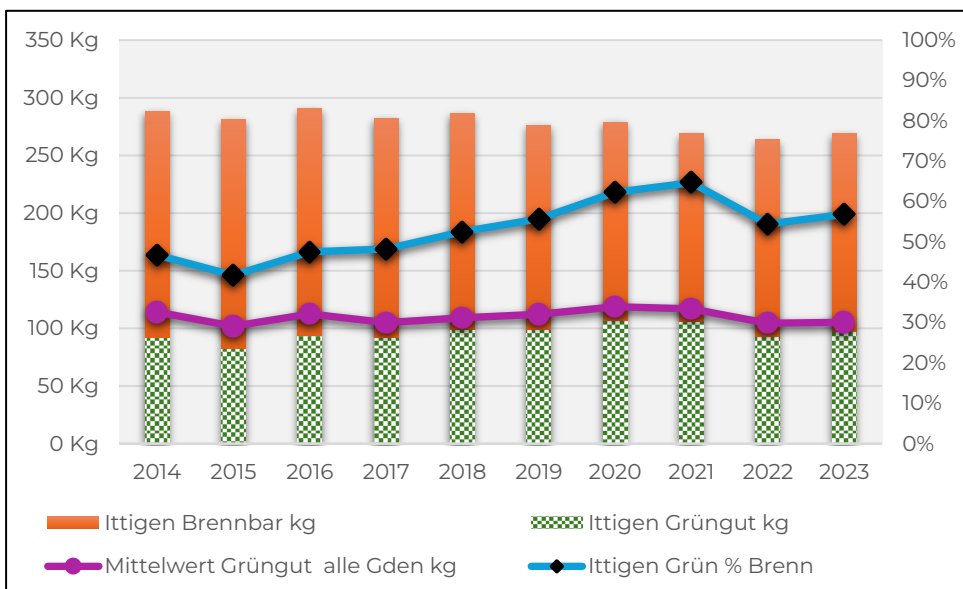


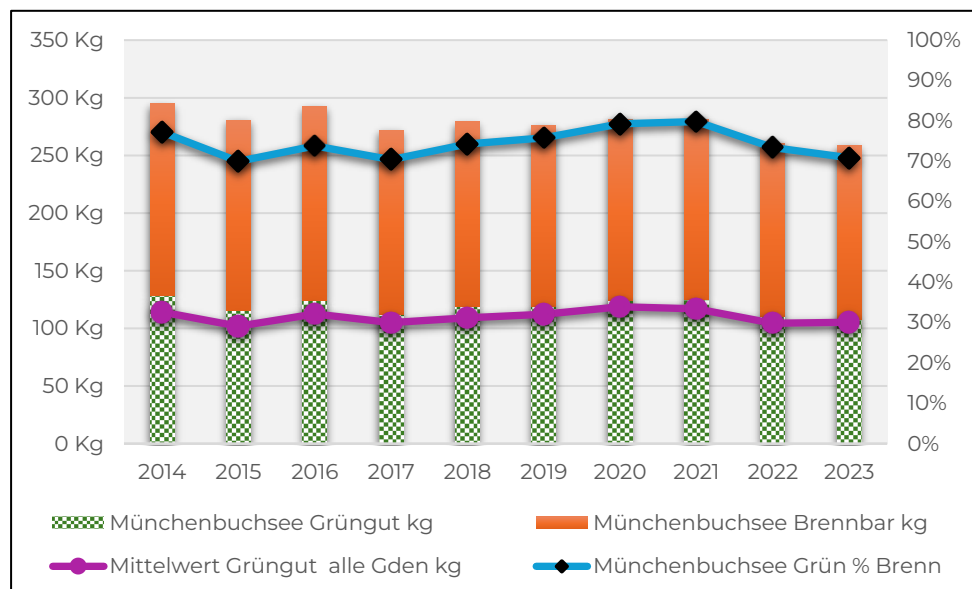
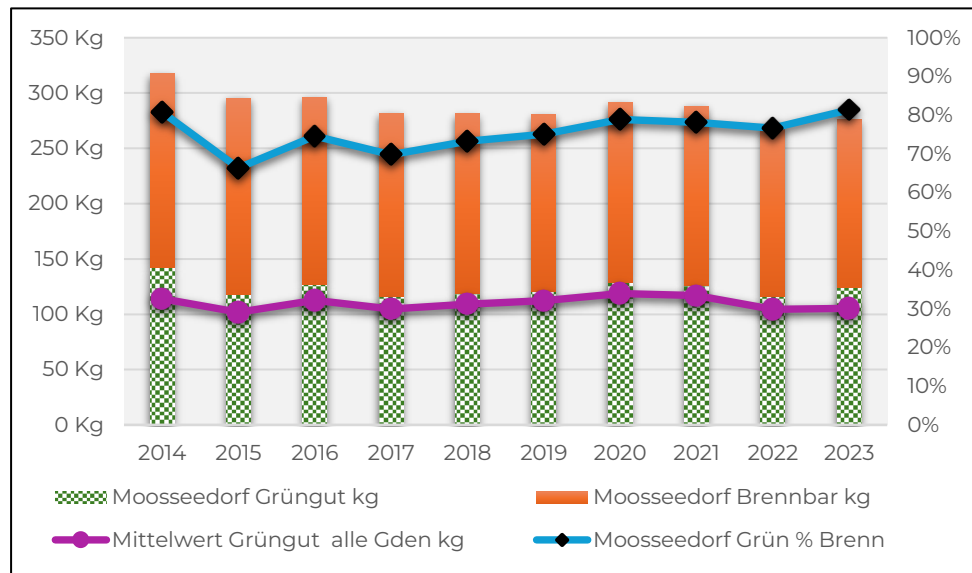
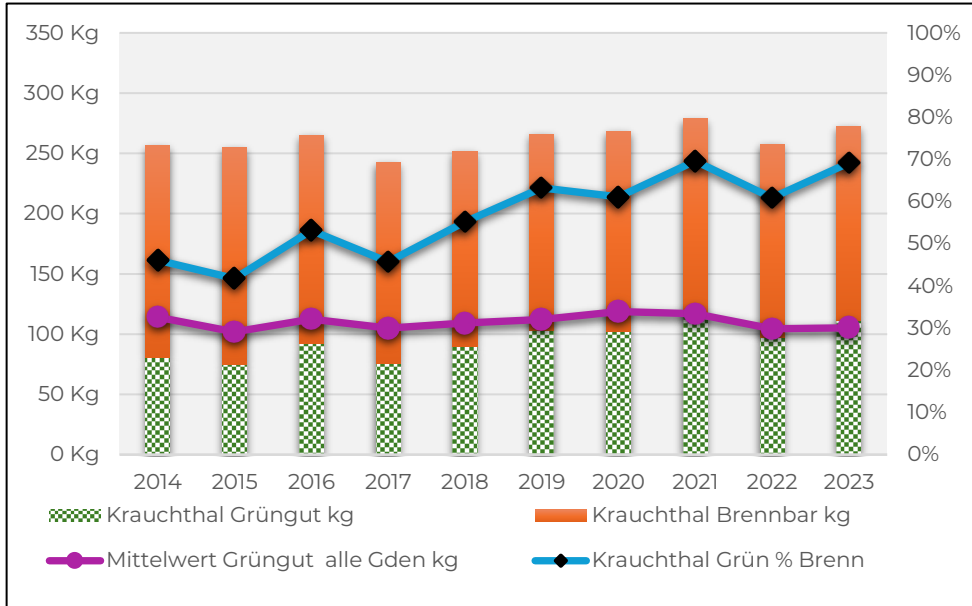
Biglen: 2x/Mt., Dez-Feb 1x/Mt.;keine Gebühr,
Containerpflicht
(Bedingungen gemäss Website)

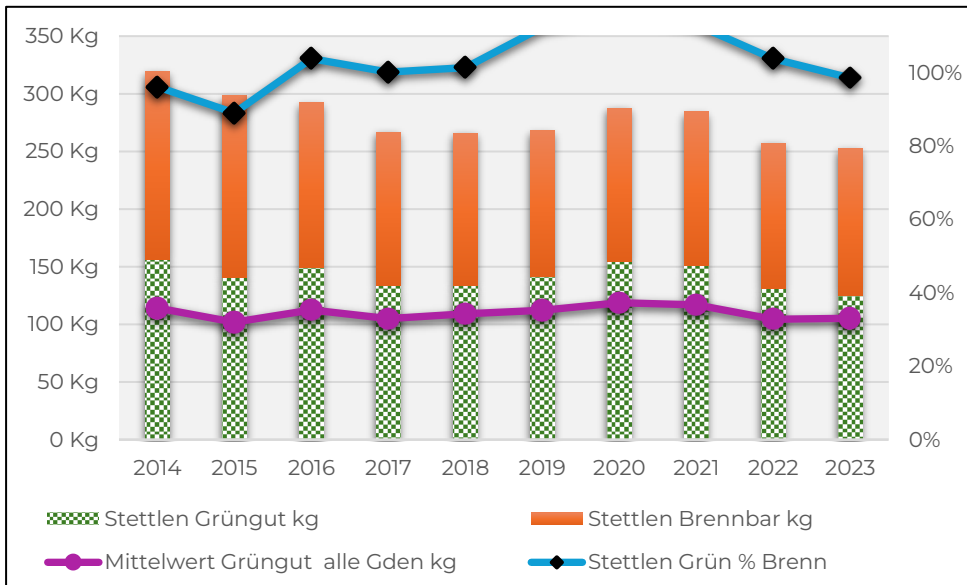
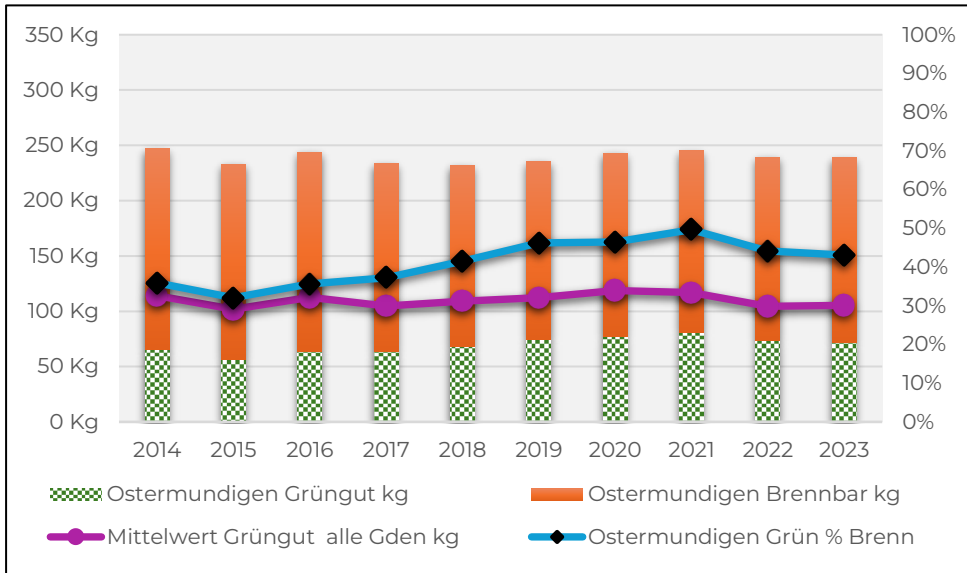
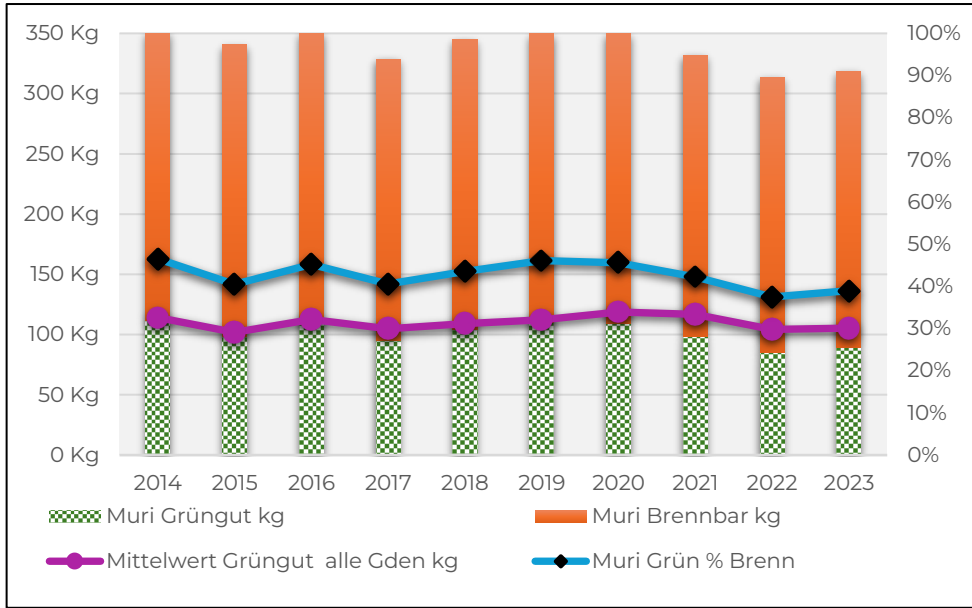


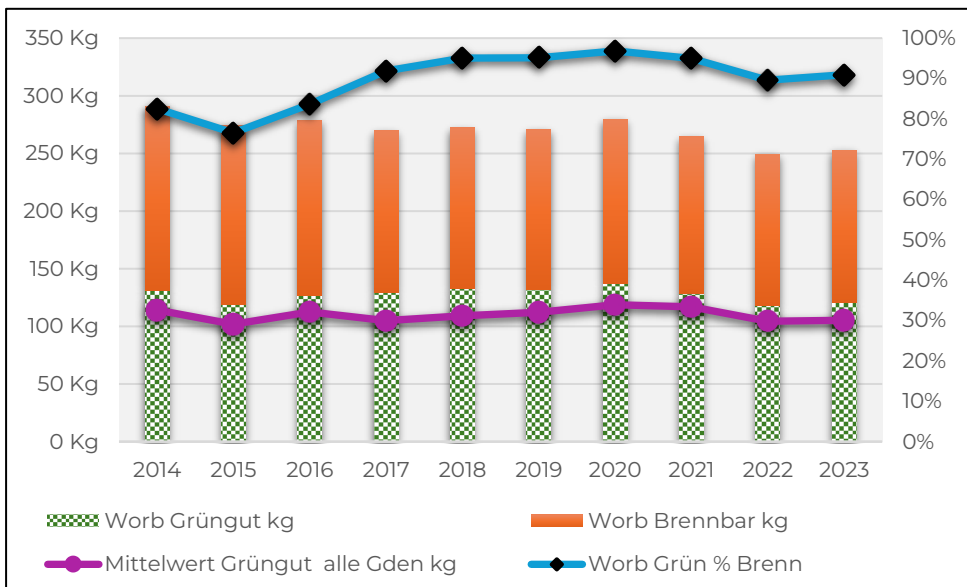
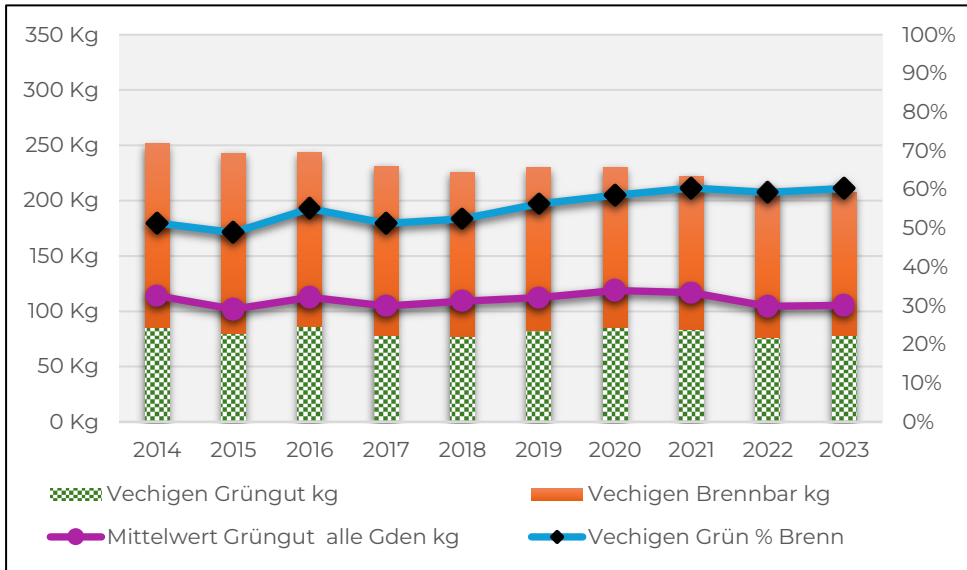
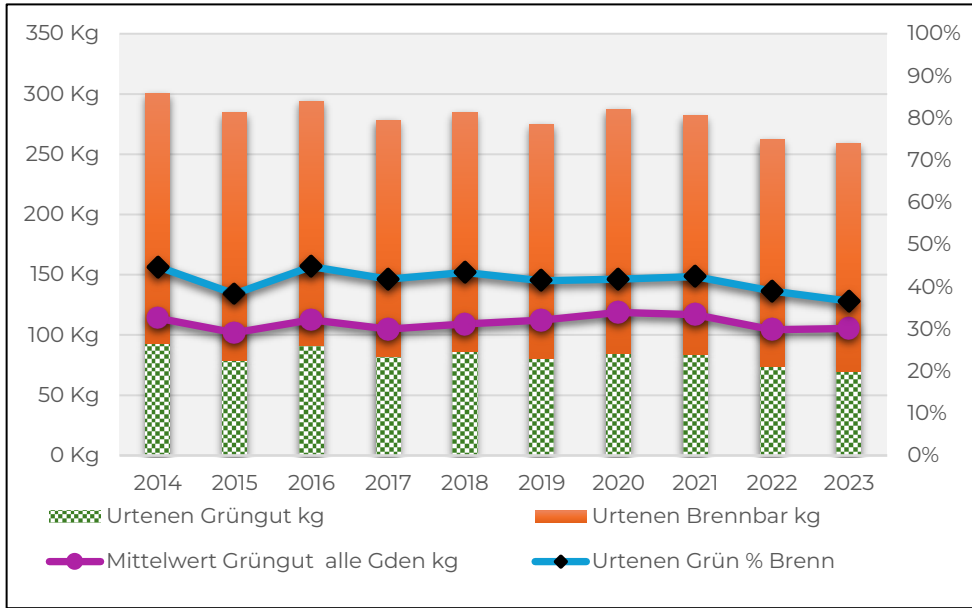
Bolligen: 1x/Wo., Dez-Feb 2x/Mt., keine Gebühr,
Containerpflicht und gebündelt
(Bedingungen gemäss Website)

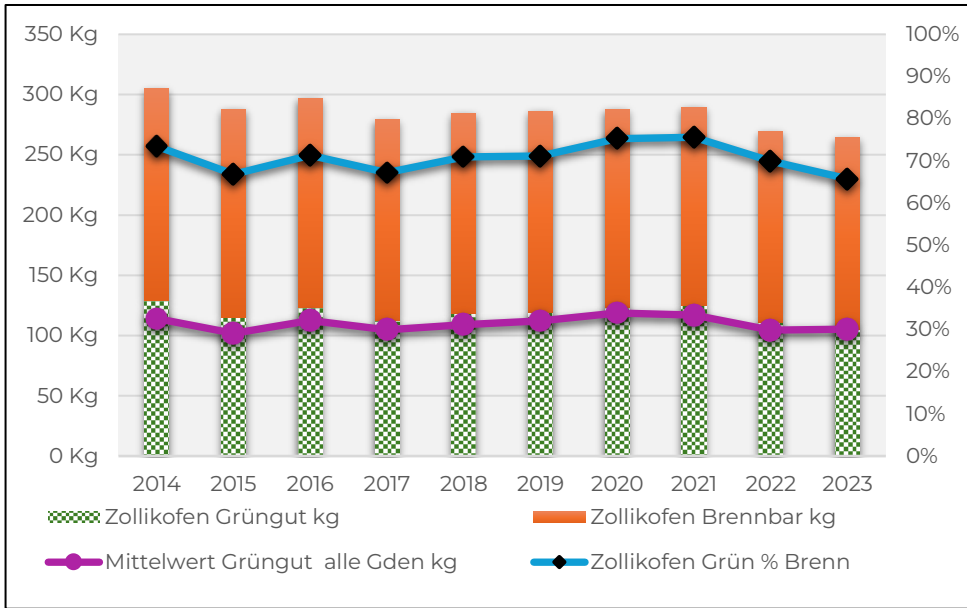


Ittigen: 1x/Wo., Dez-Feb alle 2 Wo., keine
Gebühr, Sammlung Container und gebündelt
(Bedingungen gemäss Website)









Zollikofen: 1x/Wo., Dez-Feb alle 2 Wo., keine Gebühr, ohne BAW, Container und Bündel (Bedingungen gemäss Website)

KEWU AG

Statistik Sammelmengen Separatsammlung pro Kopf

		2019	2020	2021	2022	2023	2023 zu 2022	2023 zu 2019
Biglen	Alu/Büchsen	2.65	3.09	3.25	3.13	3.41	8.9%	28.5%
	Glas	47.96	54.25	55.09	51.65	50.94	-1.4%	6.2%
Ittigen	Alu/Büchsen	1.68	1.95	1.93	1.80	1.80	-0.3%	6.7%
	Glas	21.82	23.90	23.49	20.86	19.48	-6.6%	-10.7%
	Papier/Karton	78.49	75.03	73.93	75.59	67.38	-10.9%	-14.2%
Krauchthal	Papier/Karton	47.63	48.35	46.74	46.09	41.46	-10.0%	-13.0%
Moosseedorf	Alu/Büchsen	0.90	1.20	1.20	1.12	1.20	7.2%	33.6%
	Glas	14.45	17.44	17.36	16.15	15.32	-5.2%	6.0%
	Papier/Karton	46.21	46.18	49.31	44.57	42.13	-5.5%	-8.8%
Münchenbuchsee	Alu/Büchsen	1.31	1.57	1.56	1.63	1.68	2.7%	28.4%
	Glas	23.82	27.38	26.77	25.80	24.26	-6.0%	1.9%
Muri	<i>*Glas ebenfalls Hol-Sammlung</i>							
	* Glas	13.00	15.63	14.87	12.97	13.16	1.4%	1.2%
	Papier/Karton	101.45	95.96	95.31	88.53	86.67	-2.1%	-14.6%
Ostermundigen	Papier/Karton	77.01	72.78	74.05	71.32	63.95	-10.3%	-17.0%
Stettlen	Papier/Karton	55.52	53.48	52.24	53.71	46.67	-13.1%	-15.9%
Urtenen-Schönbühl	Alu/Büchsen				Ab Juni 2023			
	Glas					0.75 21.39		
Vechigen	Papier/Karton	61.63	58.59	57.47	55.49	54.54	-1.7%	-11.5%
Worb	Alu/Büchsen	2.38	2.72	2.76	2.68	2.94	9.7%	23.9%
	Glas	37.43	41.37	40.28	37.77	36.84	-2.5%	-1.6%
	Papier/Karton	77.83	73.36	72.56	68.74	64.83	-5.7%	-16.7%
Zollikofen	Alu/Büchsen	1.98	2.28	2.21	2.22	2.03	-8.7%	2.6%
	Glas	32.98	36.76	35.40	35.24	31.19	-11.5%	-5.4%
Mittelwert Alu/Büchsen		1.82	2.13	2.15	2.10	2.18	1.2%	19.8%
Mittelwert Glas		27.35	30.96	30.46	28.63	27.31	-10.3%	-0.1%
Mittelwert Papier/Karton		68.22	65.47	65.20	63.01	58.45	-10.3%	-14.3%